













<p><u>Science - Autumn and Winter</u> </p> <ul style="list-style-type: none"> • To observe changes across the four seasons. • To recognise changes to the natural environment that happen in autumn. • To name the seasons and in order. • To link the months of the year to the relevant season. • To identify characteristics of each season. 	<p><u>Phonics</u> </p> <ul style="list-style-type: none"> • Reading and spelling “split vowel digraphs” a-e, e-e, i-e, o-e and u-e. • Long Vowel spellings . • “ou” as in “about.” • Tricky words phase3, 4 and 5 	<p><u>History- Life in the past (Toys)</u> </p> <ul style="list-style-type: none"> • Investigating and sorting toys into categories. • Comparing the childhoods of the past to their own experiences
<p><u>English</u> </p> <ul style="list-style-type: none"> • Writing clear sentences independently that they can read themselves. • Reading and writing , reports, letters and poems. • All letters formed accurately, applying phonics knowledge to spell unfamiliar words. 	<p>Year 1- Autumn 2</p> 	<p><u>Maths</u> </p> <p><u>Subtraction to ten. Geometry</u></p> <ul style="list-style-type: none"> • Subtracting and number bonds within ten. • Solving problems mentally using addition and subtraction number facts to 10. • Classify and sort 2d and 3d shapes.
<p><u>Technology – Making a slider game</u> </p> <ul style="list-style-type: none"> • Making simple sliders/levers • Investigating pop up mechanisms in real life and recreating their own. 	<p><u>PE</u> </p> <ul style="list-style-type: none"> • Net/wall game skills. • Dance and Physical literacy with balance and co-ordination. 	<p><u>Music – Dynamics (Seaside)</u> </p> <ul style="list-style-type: none"> • To create and represent sounds using symbols • Christmas concert songs.
<p><u>RE- What do some people believe God looks like?</u> </p> <ul style="list-style-type: none"> • To know that some people have different beliefs about God and some groups of people who have similar beliefs. 	<p><u>PSHE – Respect and Manners</u> </p> <ul style="list-style-type: none"> • To know when and how to say please, thank you and to practice polite conversation. • To use a knife and fork accurately and independently. 	<p><u>Computing</u> </p> <ul style="list-style-type: none"> • Pictograms- program 2COUNT • Lego builders- program 2DIY